

CATEGORY	DESCRIPTION	P/N #
CONNECTOR	2X21 pin scart socket connector R/A type with shell, with spring	ST03BR-42170-0000

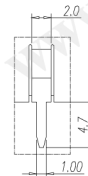
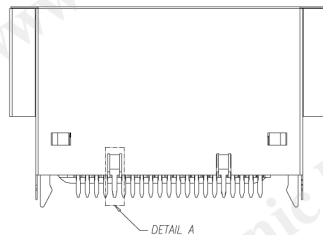
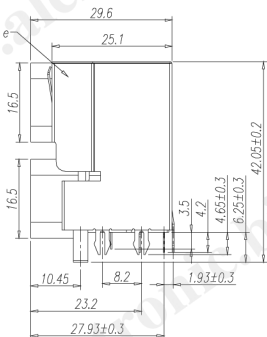
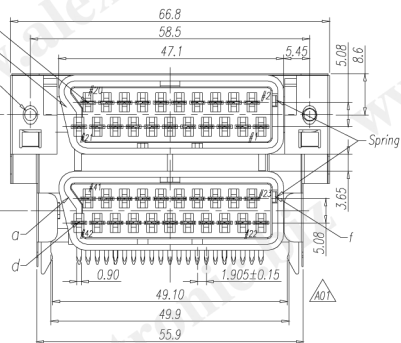
REV.	ECN NO	DESCRIPTION	REVISED	DATE
R01		New Release	XSY	2010.05.19
A01	ECN121011001	變更塑膠尺寸, 由原48.5變更為49.1	XSY	2010.12.11

D

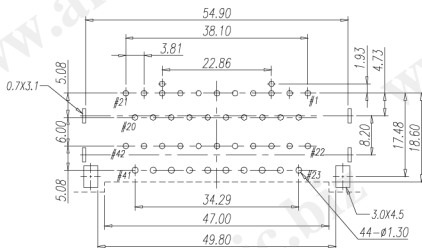
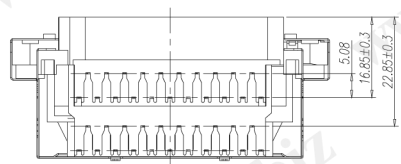
C

B

A



DETAIL A  
SCALE 2:1



Recommend PCB Layout  
(Jack Top View)  
Tolerance:±0.05mm  
Recommend PCB Thickness: 1.6mm

### Specifications

1. Rating: 3A 100V AC
2. Contact Resistance: 30mΩ MAX
3. Insulation Resistance: 1000MΩ MIN. at 500V DC
4. Withstanding Voltage: 800V AC for one minute
5. Operating Temperature Range: -25°C to +70°C
6. Mating Force: 6.0Kgf MAX
7. Unmating Force: 1.5Kgf MIN
8. Durability: 1,500 Cycles
9. To conform with the "QC-03-045" & "RoHS DIRECTIVE"
10. Solder heat resistance: wave soldering 260°C 5 secs

f	Spring	1	Tinplate, T=0.3mm	
e	Shielding Plate	1	Tinplate, T=0.3mm	
d	Terminal #21	21	Brass, T=0.3mm	CuSn Plating
c	Terminal #42	21	Brass, T=0.3mm	CuSn Plating
b	Housing #2	1	PC UL94V-0	Black
a	Housing #1	1	PC UL94V-0	Black
NO.	PART NAME	Q'TY	MATERIAL	PLATING & COLOR

## Product Drawing ALEXTRONIC

UNLESS OTHERWISE  
SPECIFIED TOLERANCES

DECIMALS: X :±0.5  
X.X :±0.3  
X.XX :±0.2

SCALE: 2/1 UNIT: mm DWG. NO: WI-061-923

SIZE: A3 PAGE: 1 OF 1 REV: A01

APPROVED BY	CHECKED BY	PREPARED BY
XZQ	XZQ	XSY

**CUSTOMER COPY**

4

3

2

1